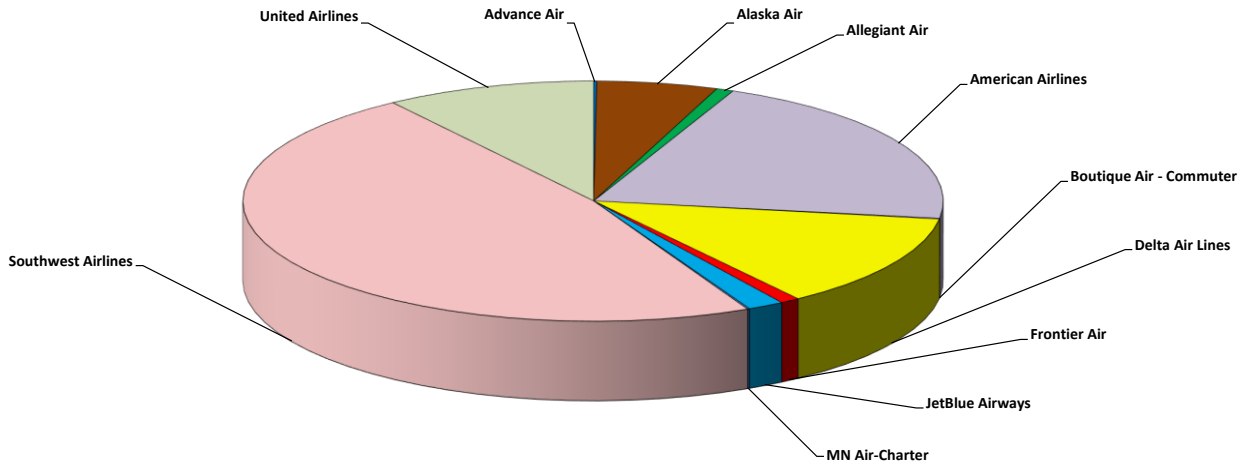
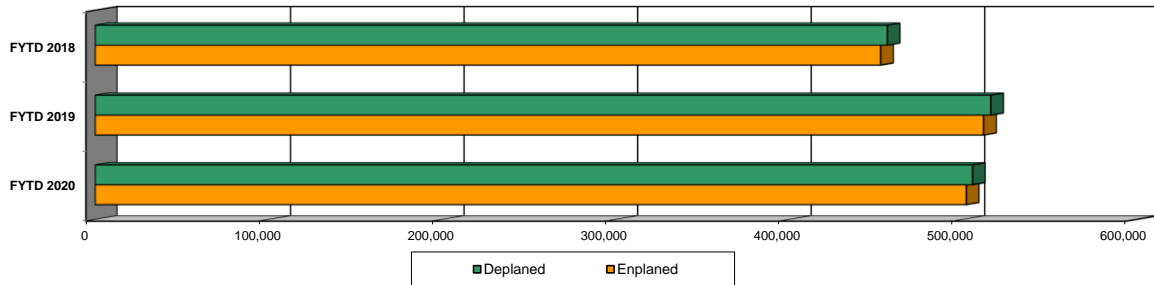


**Albuquerque International Sunport
August 2019
FY 2020 (July 2019 Thru. June 2020)
Air Carrier / Operations Activity**



Airline	Monthly Enplaned PAX	Monthly Deplaned PAX	Total Month PAX	Previous Year Enplaned PAX	Previous Year Deplaned PAX	Previous Year Total PAX	% Change	Market Share
Advance Air	345	350	695	0	0	0	*	0.1%
Alaska Air	13,389	14,038	27,427	13,227	14,004	27,231	0.7%	5.6%
Allegiant Air	1,974	1,941	3,915	2,247	2,272	4,519	-13.4%	0.8%
American Airlines	51,047	51,161	102,208	46,942	47,775	94,717	7.9%	20.8%
Boutique Air - Commuter	296	287	583	619	605	1,224	-52.4%	0.1%
Delta Air Lines	30,911	31,466	62,377	27,507	27,754	55,261	12.9%	12.7%
Frontier Air	2,155	2,252	4,407	6,294	6,586	12,880	-65.8%	0.9%
JetBlue Airways	3,979	4,218	8,197	3,998	3,791	7,789	5.2%	1.7%
MN Air-Charter	260	262	522	128	128	256	103.9%	0.1%
Southwest Airlines	116,567	116,934	233,501	116,798	118,646	235,444	-0.8%	47.5%
United Airlines	23,798	23,980	47,778	29,020	29,748	58,768	-18.7%	9.7%
Totals	244,721	246,889	491,610	246,780	251,309	498,089	-1.3%	100.0%
<i>% Change (from Prior Yr)</i>	<i>-0.8%</i>	<i>-1.8%</i>						

* Began Service January 01, 2019

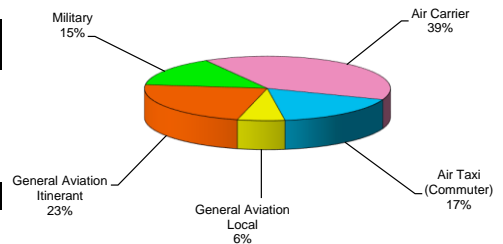


Fiscal Year-to-Date 2% Decrease from 2019 to 2020

	FYTD 2020	FYTD 2019	FYTD 2018	% Change 20/19
Enplaned	501,891	511,886	452,579	-2.0%
Deplaned	505,472	516,001	456,382	-2.0%
Total	1,007,363	1,027,887	908,961	-2.0%

**Air Traffic Control Tower Counts
Fiscal Year-to-Date (August)**

Class	Takeoffs & Landings			
	2020 FYTD	2019 FYTD	2018 FYTD	% Change 20/19
Air Carrier	10,153	10,556	9,424	-3.8%
Air Taxi (Commuter)	4,428	4,355	4,471	1.7%
General Aviation Local	1,619	2,655	1,521	-39.0%
General Aviation Itinerant	5,962	5,325	5,009	12.0%
Military	3,863	2,978	3,697	29.7%
Total	26,025	25,869	24,122	0.6%



**Double Eagle II - Air Traffic Control Tower Counts
Fiscal Year-to-Date (August)**

Class	Takeoffs & Landings			
	2020 FYTD	2019 FYTD	2018 FYTD	% Change 20/19
Air Carrier	0	0	0	0.0%
Air Taxi (Commuter)	60	81	121	-25.9%
General Aviation Local	5,616	6,382	6,236	-12.0%
General Aviation Itinerant	4,368	4,808	4,001	-9.2%
Military	520	606	579	-14.2%
Total	10,564	11,877	10,937	-11.1%

