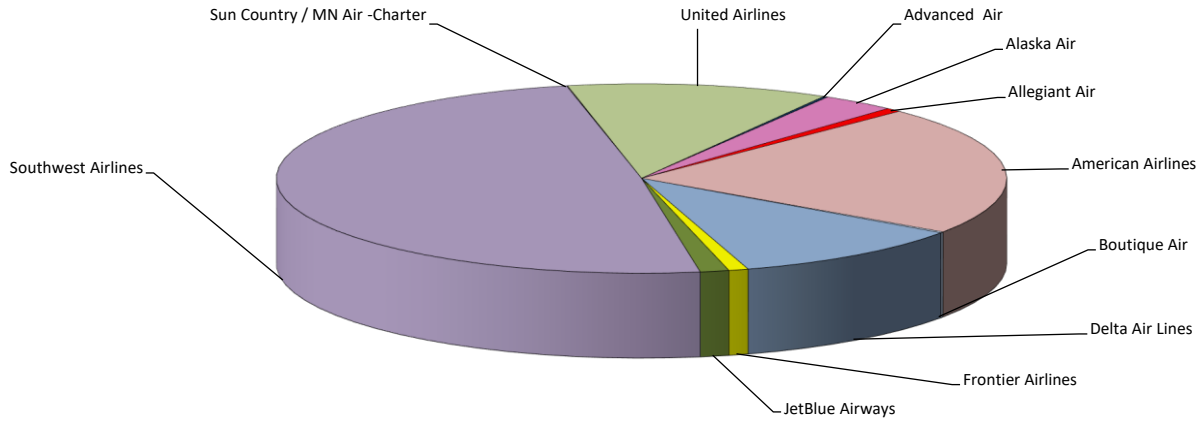


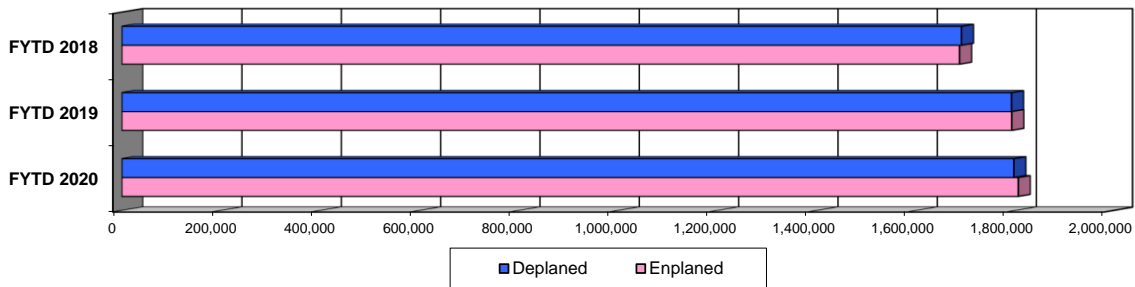
**Albuquerque International Sunport
February 2020
Fiscal Year 2020
Air Carrier / Operations Activity**



Airline	Monthly Enplaned PAX	Monthly Deplaned PAX	Total Month PAX	Previous Year Enplaned PAX	Previous Year Deplaned PAX	Previous Year PAX	% Change	Market Share
Advanced Air	307	357	664	283	276	559	18.8%	0.2%
Alaska Air	5,756	5,696	11,452	6,873	8,392	15,265	-25.0%	3.3%
Allegiant Air	1,233	1,189	2,422	1,582	1,746	3,328	-27.2%	0.7%
American Airlines	39,611	37,819	77,430	37,597	37,738	75,335	2.8%	22.1%
Boutique Air	301	315	616	228	232	460	33.9%	0.2%
Delta Air Lines	18,605	18,324	36,929	14,803	14,486	29,289	26.1%	10.5%
Frontier Airlines	1,483	1,553	3,036	1,426	1,481	2,907	4.4%	0.9%
JetBlue Airways	2,249	2,202	4,451	2,035	1,942	3,977	11.9%	1.3%
Southwest Airlines	85,951	86,653	172,604	82,943	82,334	165,277	4.4%	49.3%
Sun Country / MN Air -Charter	75	72	147	118	118	236	-37.7%	0.0%
United Airlines	19,863	20,756	40,619	19,851	20,003	39,854	1.9%	11.6%
Volaris	0	0	0	181	189	370	*	0.0%
Totals	175,434	174,936	350,370	167,920	168,937	336,857	4.0%	100.0%

% Change (from Prior Yr) **4.5%** **3.6%**

* Agreement was terminated on June 30, 2019

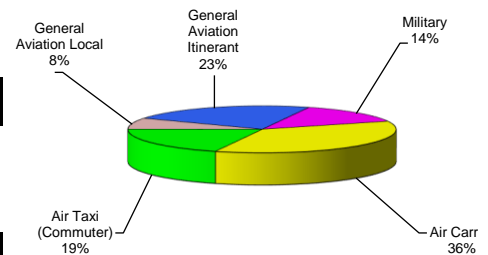


**Fiscal Year-to-Date 0.5% Increase
from 2019 to 2020**

	FYTD 2020	FYTD 2019	FYTD 2018	% Change 20/19
Enplaned	1,804,654	1,791,650	1,686,561	0.7%
Deplaned	1,795,729	1,791,105	1,690,311	0.3%
Total	3,600,383	3,582,755	3,376,872	0.5%

**Air Traffic Control Tower Counts
Fiscal Year-to-Date (February)**

Class	Takeoffs & Landings			
	2020 FYTD	2019 FYTD	2018 FYTD	% Change 20/19
Air Carrier	37,911	37,974	36,720	-0.2%
Air Taxi (Commuter)	20,323	19,074	18,323	6.5%
General Aviation Local	8,100	6,766	5,406	19.7%
General Aviation Itinerant	23,958	21,693	18,830	10.4%
Military	14,436	13,197	14,229	9.4%
Summary	104,728	98,704	93,508	6.1%



**Double Eagle II - Air Traffic Control Tower Counts
Fiscal Year-to-Date (February)**

Class	Takeoffs & Landings			
	2020 FYTD	2019 FYTD	2018 FYTD	% Change 20/19
Air Carrier	0	0	0	0.0%
Air Taxi (Commuter)	302	290	427	4.1%
General Aviation Local	21,752	21,422	21,599	1.5%
General Aviation Itinerant	16,058	16,308	15,525	-1.5%
Military	1,603	1,765	2,020	-9.2%
Summary	39,715	39,785	39,571	-0.2%

