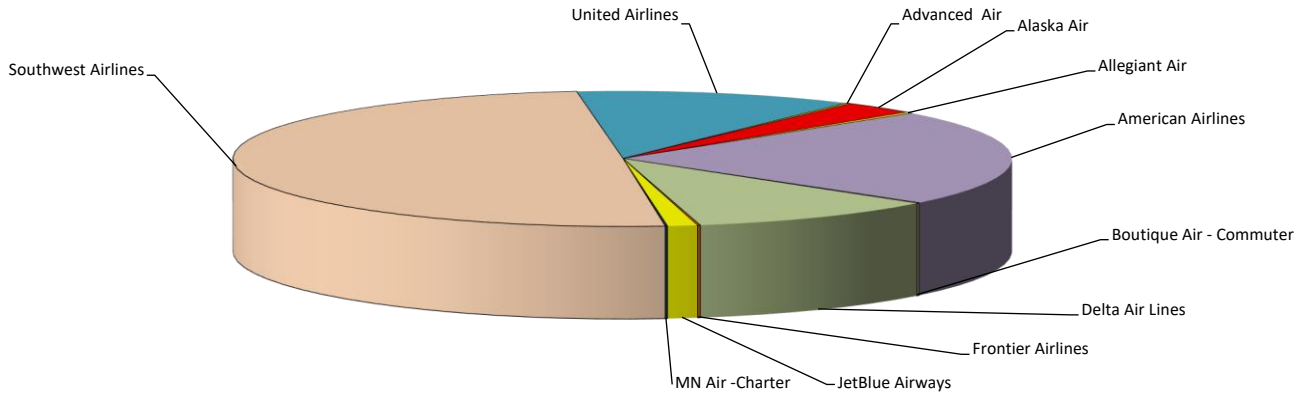


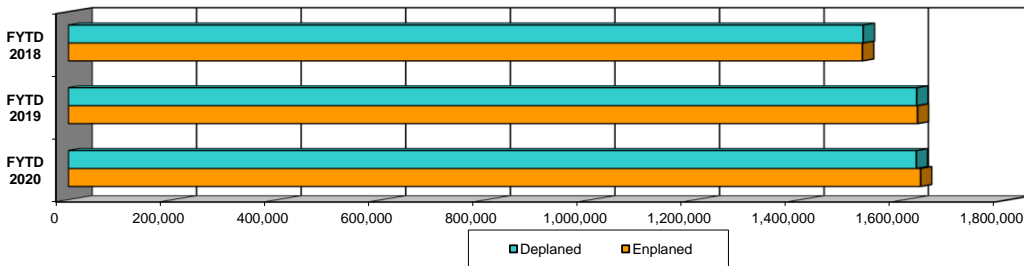
**Albuquerque International Sunport  
January 2020  
Fiscal Year 2020  
Air Carrier / Operations Activity**



Airline	Monthly Enplaned PAX	Monthly Deplaned PAX	Total Month PAX	Previous Year Enplaned	Previous Year Deplaned PAX	Previous Year PAX	% Change	Market Share
Advanced Air	335	347	682	247	284	531	28.4%	0.2%
Alaska Air	5,565	5,397	10,962	7,130	6,601	13,731	-20.2%	3.1%
Allegiant Air	613	518	1,131	2,029	2,000	4,029	-71.9%	0.3%
American Airlines	41,361	40,933	82,294	38,650	38,612	77,262	6.5%	23.0%
Boutique Air - Commuter	243	264	507	275	268	543	-6.6%	0.1%
Delta Air Lines	18,924	18,237	37,161	15,760	15,598	31,358	18.5%	10.4%
Frontier Airlines	142	257	399	1,396	1,734	3,130	-87.3%	0.1%
JetBlue Airways	2,255	2,170	4,425	3,025	2,157	5,182	-14.6%	1.2%
MN Air -Charter	169	168	337	0	0	0	*	0.1%
Southwest Airlines	91,518	86,640	178,158	87,994	83,918	171,912	3.6%	49.8%
United Airlines	20,750	20,839	41,589	19,832	19,740	39,572	5.1%	11.6%
Volaris	0	0	0	295	491	786	**	0.0%
<b>Totals</b>	<b>181,875</b>	<b>175,770</b>	<b>357,645</b>	<b>176,633</b>	<b>171,403</b>	<b>348,036</b>	<b>2.8%</b>	<b>100.00%</b>
<b>% Change (from Prior Yr)</b>	<b>3.0%</b>	<b>2.5%</b>						

\* No activity in Previous year

\*\* Agreement was terminated on June 30, 2019

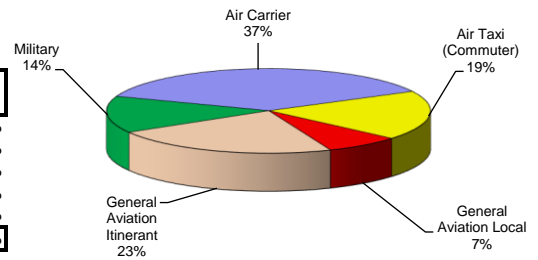


Fiscal Year-to-Date 0.2% Increase from 2019 to 2020

	FYTD 2020	FYTD 2019	FYTD 2018	% Change 20/19
Enplaned	1,629,833	1,623,730	1,518,293	0.4%
Deplaned	1,621,404	1,622,168	1,519,753	0.0%
<b>Total</b>	<b>3,251,237</b>	<b>3,245,898</b>	<b>3,038,046</b>	<b>0.2%</b>

**Air Traffic Control Tower Counts  
Fiscal Year-to-Date (January)**

Class	Takeoffs & Landings			
	2020FYTD	2019FYTD	2018FYTD	% Change 20/19
Air Carrier	34,054	34,205	32,724	-0.4%
Air Taxi (Commuter)	17,473	16,564	16,139	5.5%
General Aviation Local	6,921	6,252	4,902	10.7%
General Aviation Itinerant	20,919	19,110	16,877	9.5%
Military	13,010	11,459	12,608	13.5%
<b>Total</b>	<b>92,377</b>	<b>87,590</b>	<b>83,250</b>	<b>5.5%</b>



**Double Eagle II - Air Traffic Control Tower Counts  
Fiscal Year-to-Date (January)**

Class	Takeoffs & Landings			
	2020FYTD	2019FYTD	2018FYTD	% Change 20/19
Air Carrier	0	0	0	0.0%
Air Taxi (Commuter)	241	232	393	3.9%
General Aviation Local	19,168	19,332	19,696	-0.8%
General Aviation Itinerant	14,257	14,642	14,077	-2.6%
Military	1,454	1,566	1,769	-7.2%
<b>Total</b>	<b>35,120</b>	<b>35,772</b>	<b>35,935</b>	<b>-1.8%</b>

