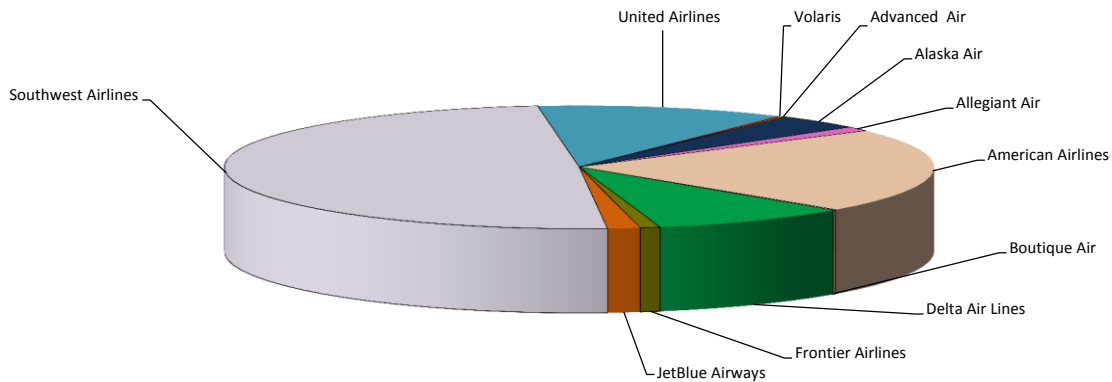


Albuquerque International Sunport

**January 2019
Fiscal Year 2019**

Air Carrier / Operations Activity



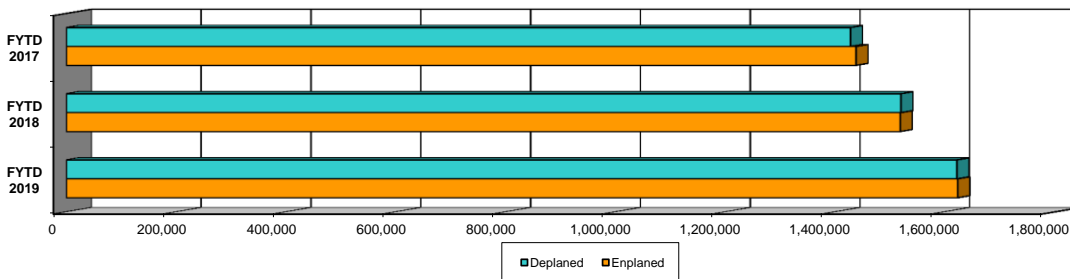
Airline	Monthly Enplaned PAX	Monthly Deplaned PAX	Total Month PAX	Previous Year Enplaned PAX	Previous Year Deplaned PAX	Previous Year PAX	% Change	Market Share
Advanced Air	247	284	531	0	0	0	*	0.2%
Alaska Air	7,130	6,601	13,731	6,618	6,876	13,494	1.8%	3.9%
Allegiant Air	2,029	2,000	4,029	1,942	1,887	3,829	5.2%	1.2%
American Airlines	38,650	38,612	77,262	37,967	36,759	74,726	3.4%	22.2%
Boutique Air - Commuter	275	268	543	582	576	1,158	-53.1%	0.2%
Delta Air Lines	15,760	15,598	31,358	13,868	13,551	27,419	14.4%	9.0%
Frontier Airlines	1,396	1,734	3,130	3,680	3,688	7,368	-57.5%	0.9%
JetBlue Airways	3,025	2,157	5,182	2,430	2,370	4,800	8.0%	1.5%
MN Air -Charter	0	0	0	133	127	260	**	0.0%
Southwest Airlines	87,994	83,918	171,912	89,033	85,496	174,529	-1.5%	49.4%
United Airlines	19,832	19,740	39,572	19,708	21,811	41,519	-4.7%	11.4%
Volaris	295	491	786	0	0	0	***	0.2%
Totals	176,633	171,403	348,036	175,961	173,141	349,102	-0.3%	99.8%

% Change (from Prior Yr) **0.4%** **-1.0%**

* Began Service January 1, 2019

** No activity in previous year

*** Began Service November 17, 2018

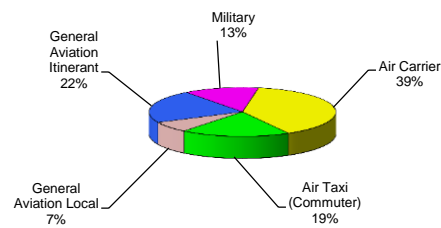


**Fiscal Year-to-Date 6.8 %
Increase from 2018 to
2019**

	FYTD 2019	FYTD 2018	FYTD 2017	% Change 19/18
Enplaned	1,623,730	1,518,293	1,437,777	6.9%
Deplaned	1,622,168	1,519,753	1,427,675	6.7%
Total	3,245,898	3,038,046	2,865,452	6.8%

Air Traffic Control Tower Counts Fiscal Year-to-Date (January)

Class	Takeoffs & Landings			
	2019FYTD	2018FYTD	2017FYTD	% Change 19/18
Air Carrier	34,205	32,724	30,295	4.5%
Air Taxi (Commuter)	16,564	16,139	13,089	2.6%
General Aviation Local	6,252	4,902	3,689	27.5%
General Aviation Itinerant	19,110	16,877	16,703	13.2%
Military	11,459	12,608	12,865	-9.1%
Total	87,590	83,250	76,641	5.2%



Double Eagle II - Air Traffic Control Tower Counts Fiscal Year-to-Date (January)

Class	Takeoffs & Landings			
	2019FYTD	2018FYTD	2017FYTD	% Change 19/18
Air Carrier	0	0	0	0.0%
Air Taxi (Commuter)	232	393	217	-41.0%
General Aviation Local	19,332	19,696	18,290	-1.8%
General Aviation Itinerant	14,642	14,077	13,107	4.0%
Military	1,566	1,769	1,905	-11.5%
Total	35,772	35,935	33,519	-0.5%

