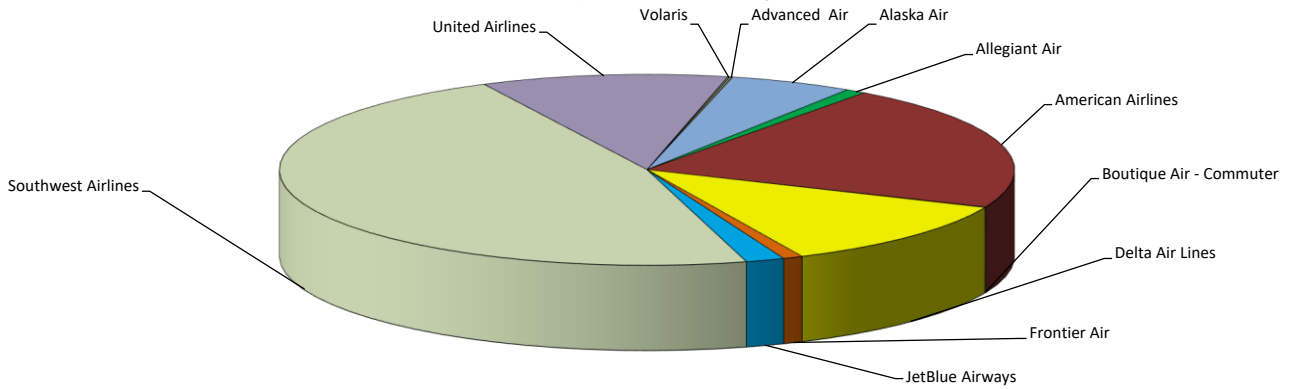


Albuquerque International Sunport

June 2019

Fiscal Year 2019

Air Carrier / Operations Activity



Airline	Monthly Enplaned PAX	Monthly Deplaned PAX	Total Month PAX	Previous Year Enplaned PAX	Previous Year Deplaned PAX	Previous Year	% Change	Market Share
Advanced Air	360	344	704	0	0	0	*	0.1%
Alaska Air	13,590	14,008	27,598	15,032	15,921	30,953	-10.8%	5.4%
Allegiant Air	2,242	2,240	4,482	2,430	2,562	4,992	-10.2%	0.9%
American Airlines	52,496	55,723	108,219	46,957	47,955	94,912	14.0%	21.3%
Boutique Air - Commuter	235	247	482	598	639	1,237	-61.0%	0.1%
Delta Air Lines	29,630	29,165	58,795	26,078	25,148	51,226	14.8%	11.6%
Frontier Air	2,188	2,204	4,392	7,596	7,808	15,404	-71.5%	0.9%
JetBlue Airways	4,342	4,277	8,619	4,037	3,957	7,994	7.8%	1.7%
Southwest Airlines	118,479	120,154	238,633	121,625	121,911	243,536	-2.0%	47.0%
United Airlines	27,428	27,653	55,081	31,112	31,597	62,709	-12.2%	10.9%
Volaris	201	197	398	0	0	0	**	0.1%
Totals	251,191	256,212	507,403	255,465	257,498	512,963	-1.1%	100.0%

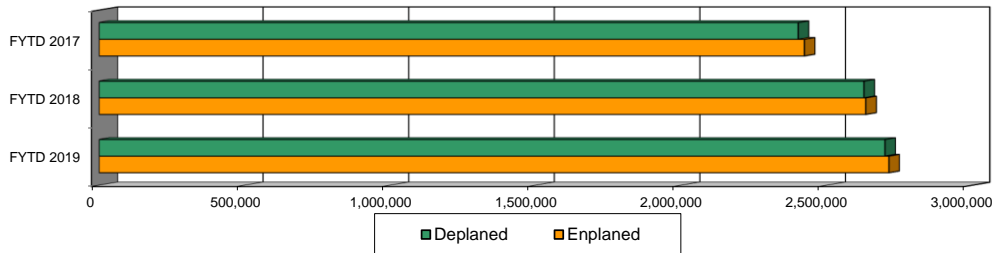
% Change (from Prior Yr)

-1.7%

-0.50%

* Began Service January 1, 2019

** Began Service November 17, 2018

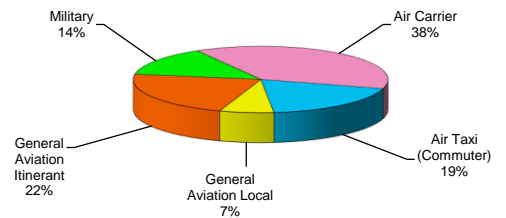


Fiscal Year-to-Date 2.9% Increase from 2018 to 2019

	FYTD 2019	FYTD 2018	FYTD 2017	% Change 19/18
Enplaned	2,712,216	2,632,544	2,421,456	3.0%
Deplaned	2,698,365	2,626,231	2,400,179	2.7%
Total	5,410,581	5,258,775	4,821,635	2.9%

Air Traffic Control Tower Counts Fiscal Year-to-Date (June)

Class	Takeoffs & Landings			
	2019 FYTD	2018 FYTD	2017 FYTD	% Change 19/18
Air Carrier	55,932	56,944	50,681	-1.8%
Air Taxi (Commuter)	27,929	28,808	22,244	-3.1%
General Aviation Local	10,110	7,522	6,533	34.4%
General Aviation Itinerant	32,953	30,300	28,763	8.8%
Military	20,953	20,866	22,611	0.4%
Total	147,877	144,440	130,832	2.4%



Double Eagle II - Air Traffic Control Tower Counts Fiscal Year-to-Date (June)

Class	Takeoffs & Landings			
	2019 FYTD	2018 FYTD	2017 FYTD	% Change 19/18
Air Carrier	0	0	0	0.0%
Air Taxi (Commuter)	411	604	443	-32.0%
General Aviation Local	33,083	33,592	35,250	-1.5%
General Aviation Itinerant	23,510	24,091	23,463	-2.4%
Military	2,293	2,931	2,832	-21.8%
Total	59,297	61,218	61,988	-3.1%

