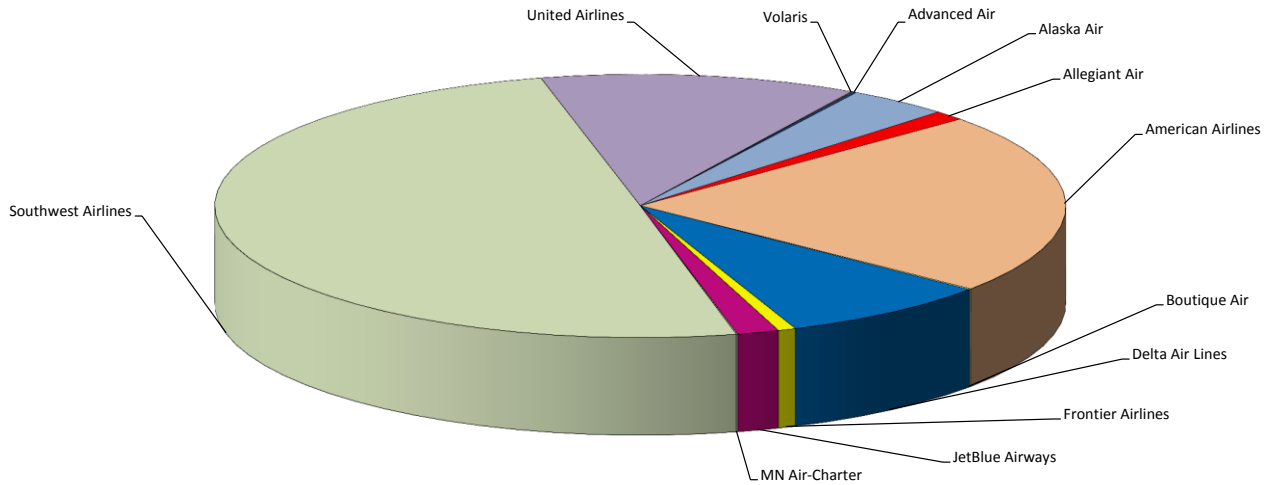


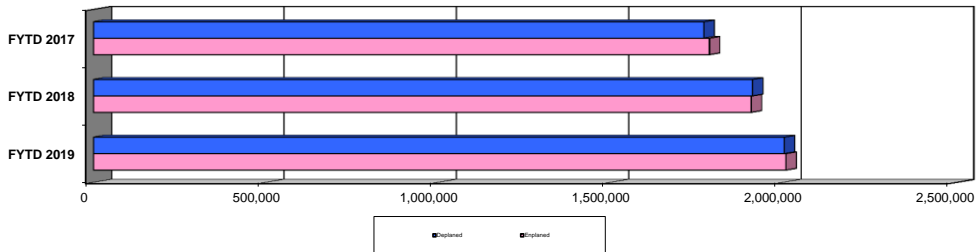
**Albuquerque International Sunport
March 2019
Fiscal Year 2019
Air Carrier / Operations Activity**



Airline	Monthly Enplaned PAX	Monthly Deplaned PAX	Total Month PAX	Previous Year Enplaned PAX	Previous Year Deplaned PAX	Previous Year	% Change	Market Share
Advanced Air	318	328	646	0	0	0	*	0.2%
Alaska Air	8,161	8,493	16,654	11,893	12,166	24,059	-30.8%	3.9%
Allegiant Air	2,641	2,472	5,113	2,630	2,641	5,271	-3.0%	1.2%
American Airlines	47,753	47,859	95,612	46,191	46,331	92,522	3.3%	22.3%
Boutique Air - Commuter	239	245	484	665	683	1,348	-64.1%	0.1%
Delta Air Lines	19,280	15,420	34,700	18,934	18,496	37,430	-7.3%	8.1%
Frontier Airlines	1,427	1,479	2,906	3,714	3,581	7,295	-60.2%	0.7%
JetBlue Airways	3,471	3,320	6,791	2,360	3,703	6,063	12.0%	1.6%
MN Air-Charter	115	115	230	158	0	158	45.6%	0.1%
Southwest Airlines	107,496	106,260	213,756	108,576	105,909	214,485	-0.3%	49.9%
United Airlines	25,424	26,175	51,599	25,695	27,112	52,807	-2.3%	12.0%
Volaris	126	129	255	0	0	0	**	0.1%
Totals	216,451	212,295	428,746	220,816	220,622	441,438	-2.9%	100.0%
% Change (from Prior Yr)	-2.0%	-3.8%						

* Began Service January 1, 2019

** Began Service November 17, 2018

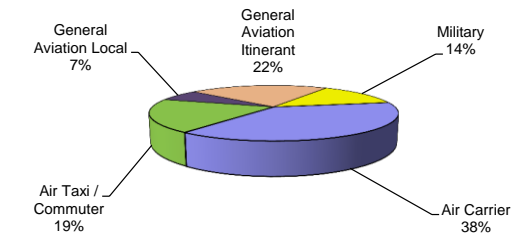


Fiscal Year-to-Date 5.1% Increase from 2018 to 2019

	FYTD 2019	FYTD 2018	FYTD 2017	% Change 19/18
Enplaned	2,008,101	1,907,377	1,786,475	5.3%
Deplaned	2,003,400	1,910,933	1,770,724	4.8%
Total	4,011,501	3,818,310	3,557,199	5.1%

**Air Traffic Control Tower Counts
Fiscal Year-to-Date (March)**

Class	Takeoffs & Landings			
	2019 FYTD	2018 FYTD	2017 FYTD	% Change 19/18
Air Carrier	42,335	41,617	37,786	1.7%
Air Taxi / Commuter	21,627	20,925	16,689	3.4%
General Aviation Local	7,466	5,740	4,681	30.1%
General Aviation Itinerant	24,657	21,588	21,687	14.2%
Military	15,074	15,869	17,509	-5.0%
Summary	111,159	105,739	98,352	5.1%



**Double Eagle II - Air Traffic Control Tower Counts
Fiscal Year-to-Date (March)**

Class	Takeoffs & Landings			
	2019 FYTD	2018 FYTD	2017 FYTD	% Change 19/18
Air Carrier	0	0	0	0.0%
Air Taxi / Commuter	330	458	320	-27.9%
General Aviation Local	24,400	24,971	25,860	-2.3%
General Aviation Itinerant	18,109	17,574	17,221	3.0%
Military	1,903	2,423	2,228	-21.5%
Summary	44,742	45,426	45,629	-1.5%

