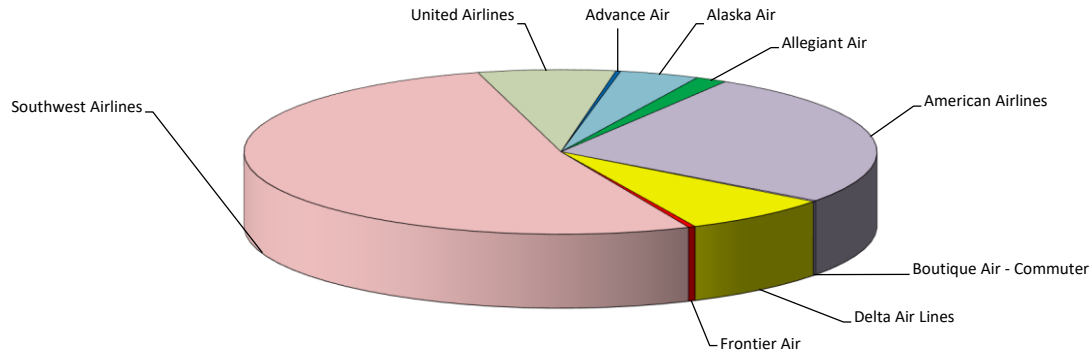


**Albuquerque International Sunport
July 2020 (Revised As of 09/29/2020)
Fiscal Year 2021**

Air Carrier / Operations Activity

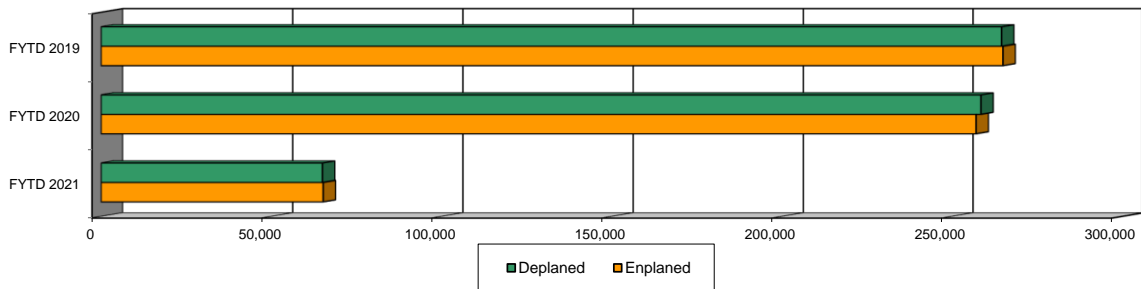


Airline	Monthly Enplaned PAX	Monthly Deplaned PAX	Total Month PAX	Previous Year Enplaned PAX	Previous Year Deplaned PAX	Previous Year Total PAX	% Change	Market Share
Advance Air	134	136	270	315	336	651	-58.5%	0.2%
Alaska Air	2,195	2,337	4,532	14,044	14,224	28,268	-84.0%	4.1%
Allegiant Air	939	870	1,809	2,476	2,454	4,930	-63.3%	1.6%
American Airlines	14,868	14,577	29,445	53,900	54,434	108,334	-72.8%	26.4%
Boutique Air - Commuter	117	125	242	286	296	582	-58.4%	0.2%
Delta Air Lines	4,258	4,337	8,595	32,136	31,971	64,107	-86.6%	7.7%
Frontier Air	191	215	406	2,636	2,764	5,400	-92.5%	0.4%
JetBlue Airways	0	0	0	4,326	4,445	8,771	*	0.0%
MN Air-Charter	0	0	0	179	99	278	*	0.0%
Southwest Airlines	29,740	28,605	58,345	120,115	120,154	240,269	-75.7%	52.3%
United Airlines	3,982	3,827	7,809	26,757	27,406	54,163	-85.6%	7.0%
Totals	56,424	55,029	111,453	257,170	258,583	515,753	-78.4%	100.0%

% Change (from Prior Yr) -78.1% -78.7%

* No activity in Current year

American Airlines Revised report 09/22/2020

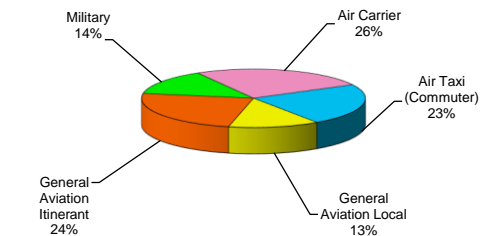


Fiscal Year-to-Date 78.4% Decrease from 2020 to 2021

	FYTD 2021	FYTD 2020	FYTD 2019	% Change 21/20
Enplaned	56,424	257,170	265,106	-78.1%
Deplaned	55,029	258,583	264,692	-78.7%
Total	111,453	515,753	529,798	-78.4%

**Air Traffic Control Tower Counts
Fiscal Year-to-Date (July)**

Class	Takeoffs & Landings			
	2021 FYTD	2020 FYTD	2019 FYTD	% Change 21/20
Air Carrier	2,490	5,022	5,267	-50.4%
Air Taxi (Commuter)	2,245	2,083	2,241	7.8%
General Aviation Local	1,274	725	1,340	75.7%
General Aviation Itinerant	2,331	2,880	2,462	-19.1%
Military	1,366	1,876	1,364	-27.2%
Total	9,706	12,586	12,674	-22.9%



**Double Eagle II - Air Traffic Control Tower Counts
Fiscal Year-to-Date (July)**

Class	Takeoffs & Landings			
	2021 FYTD	2020 FYTD	2019 FYTD	% Change 21/20
Air Carrier	1	0	0	0.0%
Air Taxi (Commuter)	53	28	48	89.3%
General Aviation Local	2,764	2,547	3,104	8.5%
General Aviation Itinerant	2,068	2,033	2,455	1.7%
Military	101	158	303	-36.1%
Total	4,987	4,766	5,910	4.6%

