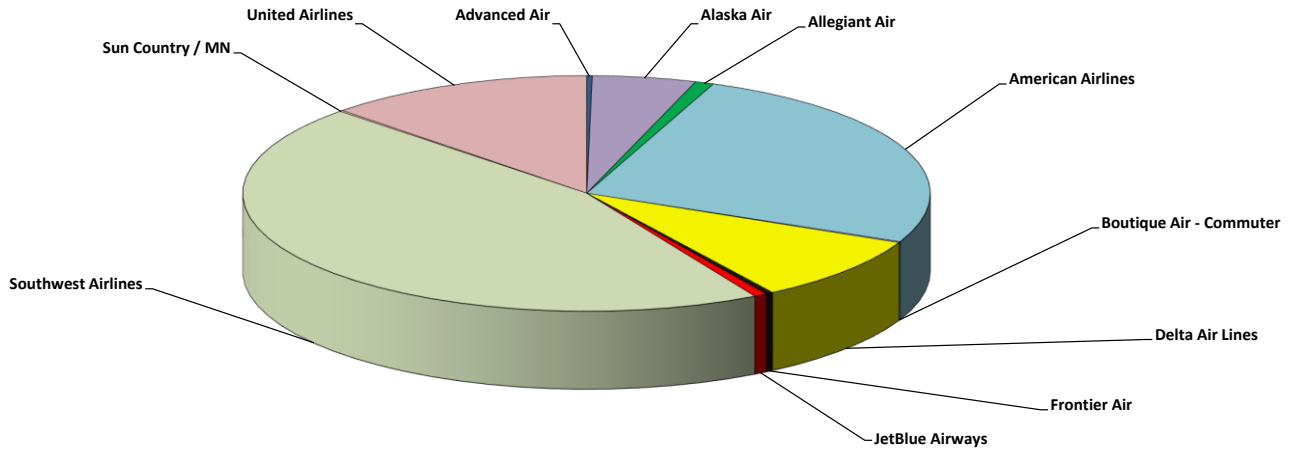
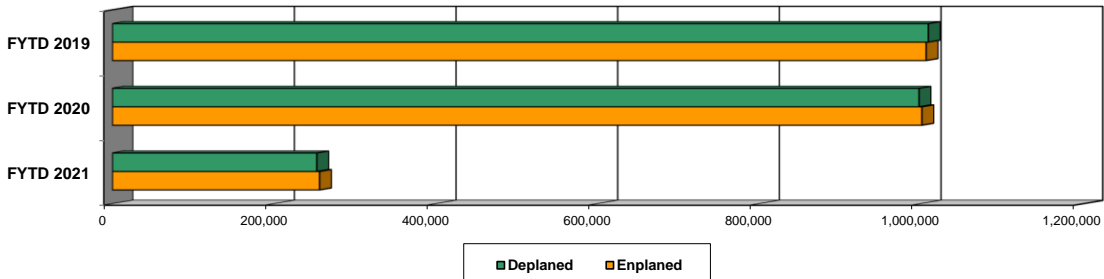


**Albuquerque International Sunport  
October 2020  
Fiscal Year 2021  
Air Carrier / Operations Activity**



Airline	Monthly Enplaned PAX	Monthly Deplaned PAX	Total Month PAX	Previous Year Enplaned PAX	Previous Year Deplaned PAX	Previous Year Total PAX	% Change	Market Share
Advanced Air	182	203	385	386	421	807	-52.3%	0.3%
Alaska Air	3,582	3,782	7,364	12,304	12,725	25,029	-70.6%	4.9%
Allegiant Air	692	629	1,321	2,348	1,978	4,326	-69.5%	0.9%
American Airlines	19,621	19,206	38,827	52,001	51,753	103,754	-62.6%	25.7%
Boutique Air - Commuter	100	108	208	282	288	570	-63.5%	0.1%
Delta Air Lines	6,879	6,752	13,631	30,551	29,228	59,779	-77.2%	9.0%
Frontier Air	212	289	501	2,090	2,238	4,328	-88.4%	0.3%
JetBlue Airways	500	434	934	4,475	4,401	8,876	-89.5%	0.6%
Southwest Airlines	34,868	33,582	68,450	128,074	123,418	251,492	-72.8%	45.4%
Sun Country / MN	115	115	230	252	247	499	-53.9%	0.2%
United Airlines	9,800	9,198	18,998	34,037	33,900	67,937	-72.0%	12.6%
<b>Totals</b>	<b>76,551</b>	<b>74,298</b>	<b>150,849</b>	<b>266,800</b>	<b>260,597</b>	<b>527,397</b>	<b>-71.4%</b>	<b>100.0%</b>
<b>% Change (from Prior Yr)</b>	<b>-71.3%</b>	<b>-71.5%</b>						

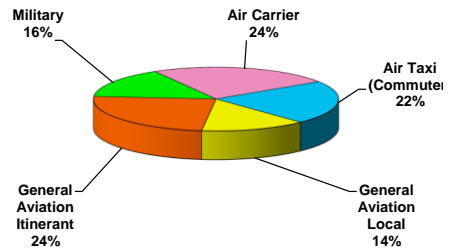


**Fiscal Year-to-Date 74.5% Decrease from 2020 to 2021**

	FYTD 2021	FYTD 2020	FYTD 2019	% Change 21/20
Enplaned	256,292	1,001,422	1,006,679	-74.4%
Deplaned	252,874	997,902	1,009,372	-74.7%
<b>Total</b>	<b>509,166</b>	<b>1,999,324</b>	<b>2,016,051</b>	<b>-74.5%</b>

**Air Traffic Control Tower Counts  
Fiscal Year-to-Date (October)**

Class	Takeoffs & Landings			
	2021 FYTD	2020 FYTD	2019 FYTD	% Change 21/20
Air Carrier	10,079	20,256	20,604	-50.2%
Air Taxi (Commuter)	9,260	9,415	9,010	-1.6%
General Aviation Local	5,816	3,563	4,256	63.2%
General Aviation Itinerant	10,186	11,964	10,923	-14.9%
Military	6,432	7,894	6,439	-18.5%
<b>Total</b>	<b>41,773</b>	<b>53,092</b>	<b>51,232</b>	<b>-21.3%</b>



**Double Eagle II - Air Traffic Control Tower Counts  
Fiscal Year-to-Date (October)**

Class	Takeoffs & Landings			
	2021 FYTD	2020 FYTD	2019 FYTD	% Change 21/20
Air Carrier	0	0	0	0.0%
Air Taxi (Commuter)	152	147	164	3.4%
General Aviation Local	12,661	10,477	12,000	20.8%
General Aviation Itinerant	8,733	8,788	9,221	-0.6%
Military	783	1,108	1,006	-29.3%
<b>Total</b>	<b>22,329</b>	<b>20,520</b>	<b>22,391</b>	<b>8.8%</b>

