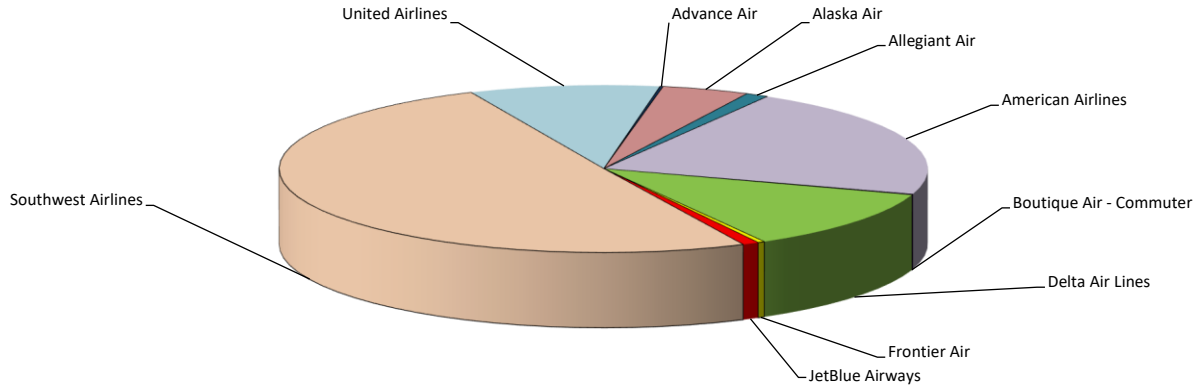


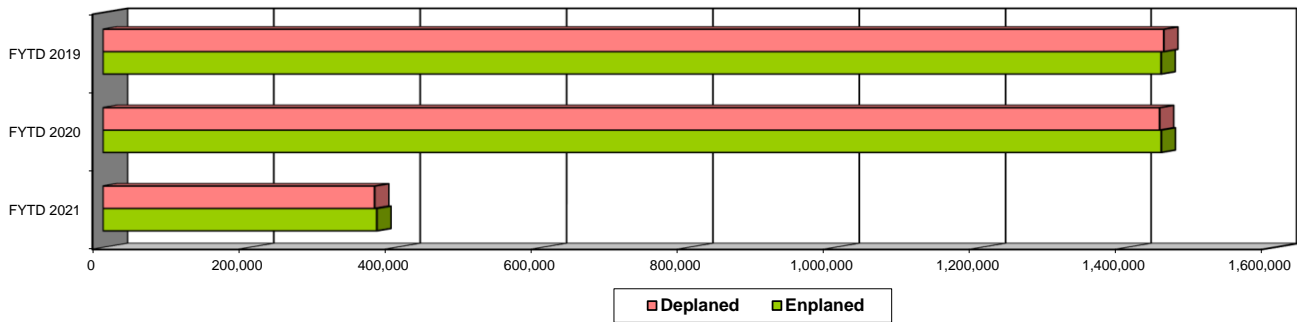
**Albuquerque International Sunport  
December 2020  
Fiscal Year 2021  
Air Carrier / Operations Activity**



Airline	Monthly Enplaned PAX	Monthly Deplaned PAX	Total Month PAX	Previous Year Enplaned PAX	Previous Year Deplaned PAX	Previous Year PAX	% Change	Market Share
Advance Air	92	89	181	362	357	719	-74.8%	0.2%
Alaska Air	2,597	2,646	5,243	5,993	6,087	12,080	-56.6%	4.4%
Allegiant Air	680	684	1,364	2,525	2,693	5,218	-73.9%	1.1%
American Airlines	13,075	12,782	25,857	50,063	50,058	100,121	-74.2%	21.5%
Boutique Air - Commuter	71	83	154	270	294	564	-72.7%	0.1%
Delta Air Lines	6,992	7,096	14,088	24,885	24,351	49,236	-71.4%	11.7%
Frontier Air	89	325	414	1,447	1,594	3,041	-86.4%	0.3%
JetBlue Airways	429	558	987	3,336	3,584	6,920	-85.7%	0.8%
MN Air-Charter	0	0	0	171	171	342	*	0.0%
Southwest Airlines	30,247	30,255	60,502	116,432	118,170	234,602	-74.2%	50.4%
United Airlines	5,667	5,753	11,420	23,655	24,088	47,743	-76.1%	9.5%
<b>Totals</b>	<b>59,939</b>	<b>60,271</b>	<b>120,210</b>	<b>229,139</b>	<b>231,447</b>	<b>460,586</b>	<b>-73.9%</b>	<b>100.0%</b>

**% Change (from Prior Yr)**      **-73.8%**      **-74.0%**

\* No activity in Current year

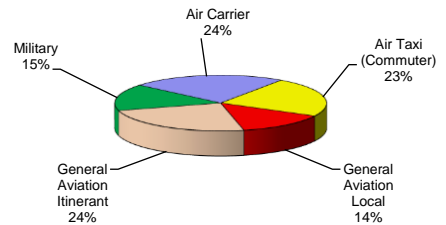


**Fiscal Year-to-Date 74.2% Decrease from 2020 to 2021**

	FYTD 2021	FYTD 2020	FYTD 2019	% Change 21/20
Enplaned	374,058	1,447,345	1,447,097	-74.2%
Deplaned	371,069	1,445,023	1,450,765	-74.3%
Total	745,127	2,892,368	2,897,862	-74.2%

**Air Traffic Control Tower Counts  
Fiscal Year-to-Date (December)**

Class	Takeoffs & Landings			
	2021 FYTD	2020 FYTD	2019 FYTD	% Change 21/20
Air Carrier	14,708	29,815	30,040	-50.7%
Air Taxi (Commuter)	14,355	14,536	13,974	-1.2%
General Aviation Local	8,588	5,704	5,536	50.6%
General Aviation Itinerant	15,037	17,924	16,422	-16.1%
Military	9,682	11,189	9,485	-13.5%
<b>Total</b>	<b>62,370</b>	<b>79,168</b>	<b>75,457</b>	<b>-21.2%</b>



**Double Eagle II - Air Traffic Control Tower Counts  
Fiscal Year-to-Date (December)**

Class	Takeoffs & Landings			
	2021 FYTD	2020 FYTD	2019 FYTD	% Change 21/20
Air Carrier	0	0	0	0.0%
Air Taxi (Commuter)	223	213	219	4.7%
General Aviation Local	17,570	16,389	16,896	7.2%
General Aviation Itinerant	12,527	12,417	13,085	0.9%
Military	1,310	1,288	1,390	1.7%
<b>Total</b>	<b>31,630</b>	<b>30,307</b>	<b>31,590</b>	<b>4.4%</b>

